

Fast and tidy folding at every workplace and the home office...



Martin Yale 6200

Handy for daily correspondence. With auto-start. Folds 3 sheets at once - also stapled.



Martin Yale 6400

...as model 6200, but transposable for letter and half fold.

The new MARTIN YALE folding machine generation: High performance and perfect operation at the push of a button...



Martin Yale 1701

User friendly, electronic control and clear soft-touch-display for the automatic adjustment of the 5 fold types and the paper formats including special formats as well as pulse key and start/stop function. Pleasant quiet noise level and up to 9.000 sheets capacity/hour.



Martin Yale 1601

...the low cost alternative with 5 fold types. Convenient and accurate adjustment of the formats and fold types by moving only one screw.

...both models are including auto jam detect and auto shut off.



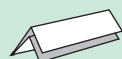
Letter-Fold



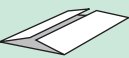
Z-Fold



Half-Fold



Double-Fold



Gate-Fold



French-Fold



Baronial-Fold

Proven model at associations, in schools, offices and churches...



Martin Yale 7200

The small desktop folding machine with automatic and manual feeding. 4 fold types and up to 4.000 sheets capacity/hour.

Martin Yale 7400

...as model 7200, but with automatic paper jam identifier and switch of the machine after the last fold.

Balanced performance for undertakings with central mail rooms and frequent direct mailings...



Martin Yale 1501X

Automatic folding machine for 5 fold types and up to 8.000 sheets capacity/hour. Easy operation.

The all-round folding machine - advisable where high performance and very flexible application is required



Martin Yale 1217A

Automatic folding machine for DIN A5, A4 and A3 formats - with conveyor belt output. Applicable for 7 fold types. Capacity per hour up to 10.300 sheets.

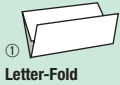


Desktop-Folding Machines
Office-Folding Machines

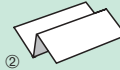
Model		6200	6400	7200	7400	1501X
Folding types	numbers	1/ ①	2/ ①③	4/ ①②③④	4/ ①②③④	5/ ①②③④⑤
Capacity	sheets / h	1.800	2.200	4.000	4.000	8.000
Standard paper formats	DIN	A4	A4	A5, A4	A5, A4	A5, A4
Special paper sizes	mm up to mm			120 x 180 - 216 x 300	120 x 180 - 216 x 360	100 x 204 - 216 x 340
Paper weight	g / m ²	60 - 90	60 - 90	60 - 105	60 - 105	60 - 90
Manual paper feed	up to sheets	3	3	3	3	3
Automatic paper feed		-	-	X	X	X
Automatic jam detect and auto shut off		-	-	-	X	-
No fanning needed		-	-	X	X	X
Stacking tray = T	Conveyer = C	-	-	T	T	T
Feed table capacity	up to sheets	-	-	50	50	200
Dimensions in operating position	W x D x H / cm	31 x 14 x 15	36 x 17 x 17	34 x 52 x 27	34 x 55 x 27	40 x 55 x 43
Weight	kg	5	4	7	7	15
Pay back time	in h	4	4	4	5	7.5

Professional Folding Machines

Model		1601	1701	1217A
Folding types	numbers	5/ ①②③④⑤	5/ ①②③④⑤	7/ ①②③④⑤⑥⑦
Capacity	sheets / h	9.000	9.000	10.300
Standard paper formats	DIN	A5, A4	A5, A4	A5, A4, A3
Special paper sizes	mm up to mm	89 x 280 - 216 x 280	89 x 280 - 216 x 280	95 x 150 - 300 x 435
Paper weight	g / m ²	60 - 105	60 - 105	60 - 240
Manual paper feed	up to sheets	5	5	-
Automatic paper feed		X	X	X
Electronic fold adjustment by touch pad		-	X	-
Automatic jam detect and auto shut off		X	X	-
No fanning needed		X	X	-
Stacking tray = T	Conveyer = C	C	C	C
Feed table capacity	up to sheets	150	150	250
Dimensions in operating position	W x D x H / cm	40 x 70 x 40	40 x 78 x 40	43 x 100 x 45
Weight	kg	17	18	24
Pay back time	in h	7.5	17	14



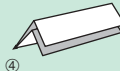
Letter-Fold



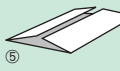
Z-Fold



Half-Fold



Double-Fold



Gate-Fold



French-Fold



Baronial-Fold

Office Folding Machines



Professional Folding Machines



Technical changes and colour variances reserved; Issue 1/2006